

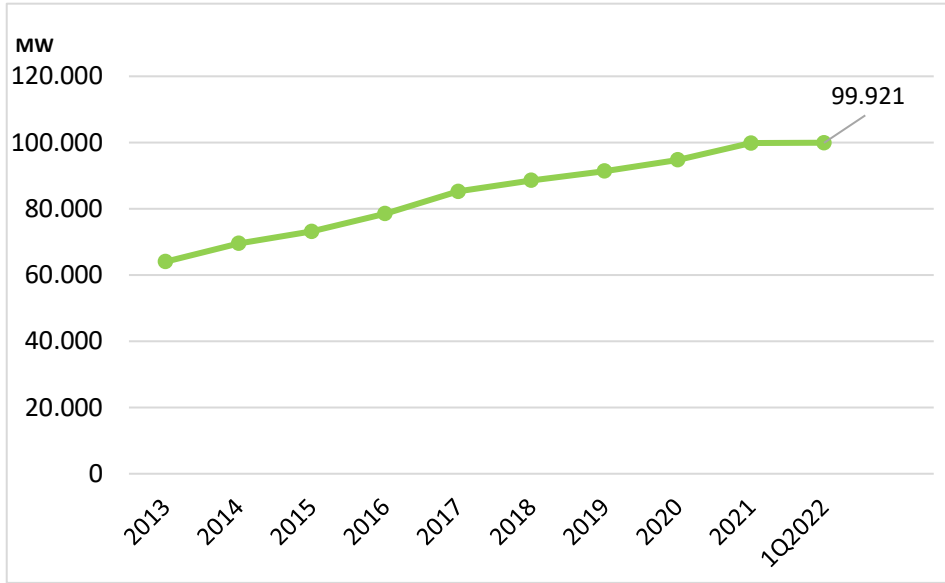


*April 2022*

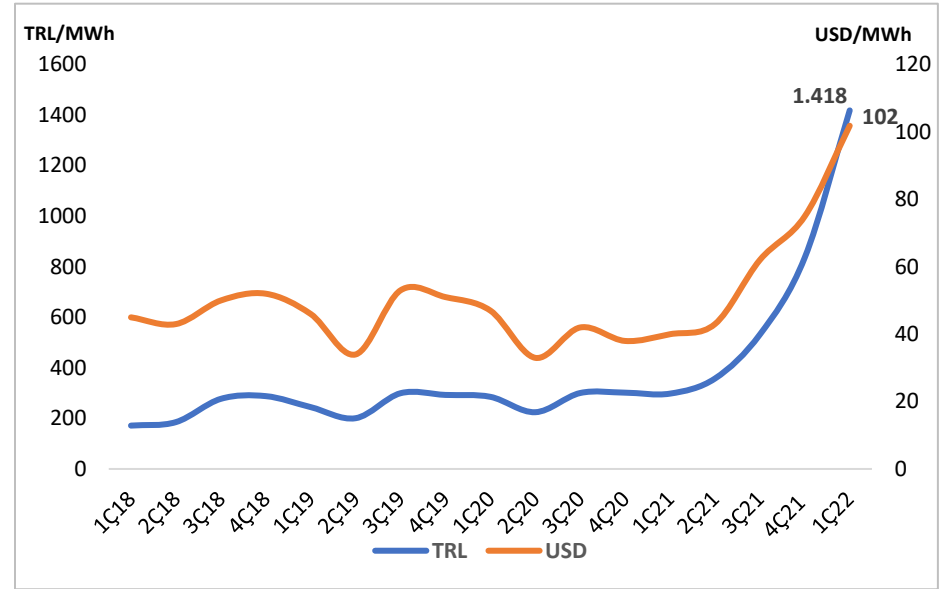
**EARNINGS RELEASE**  
*1Q2022*

# TURKISH ENERGY SECTOR OVERVIEW as of 31.03.2022

Total Installed Capacity Growth in Turkey (MW)

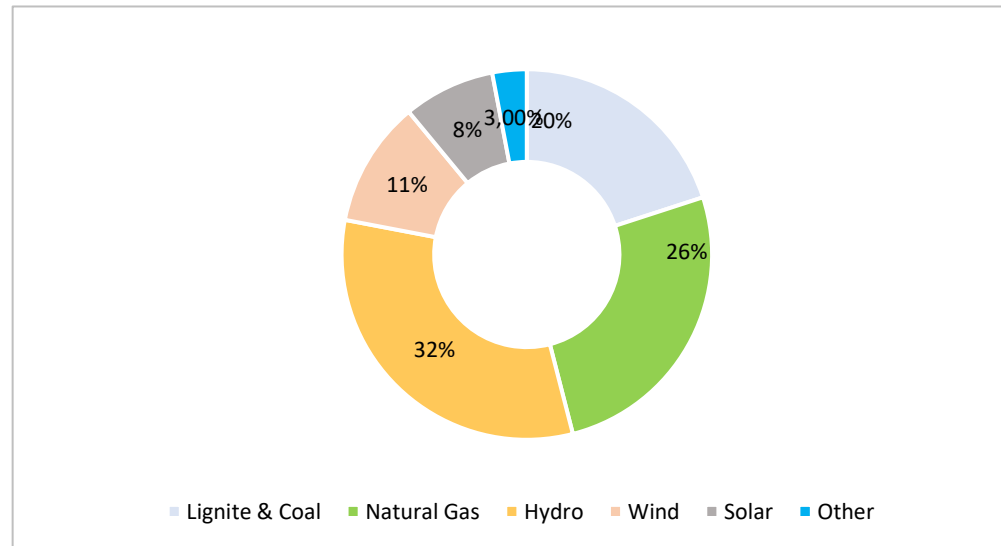


Spot Energy Prices in Turkey - Quarterly



Source: TEIAS

Source: TEIAS



Instaled Capacity Based on Energy Resources

Source: TEIAS

## ÇAN2 TERMİK FINANCIAL & OPERATIONAL HIGHLIGHTS – As of 31.03.2022

### CONSOLIDATED FINANCIAL SUMMARY

(TRL Mn)	1Q2022	1Q2021	Y/Y Δ	2021 YE	2020 YE
Net Sales	907	238	282%	1.192	740
Gross Profit	507	52	883%	328	212
Operating Income	484	50	871%	251	205
EBITDA	542	68	699%	367	261
Net Income (Parent Company)	414	-161	n.m	-181	37

### BALANCE SHEET SUMMARY

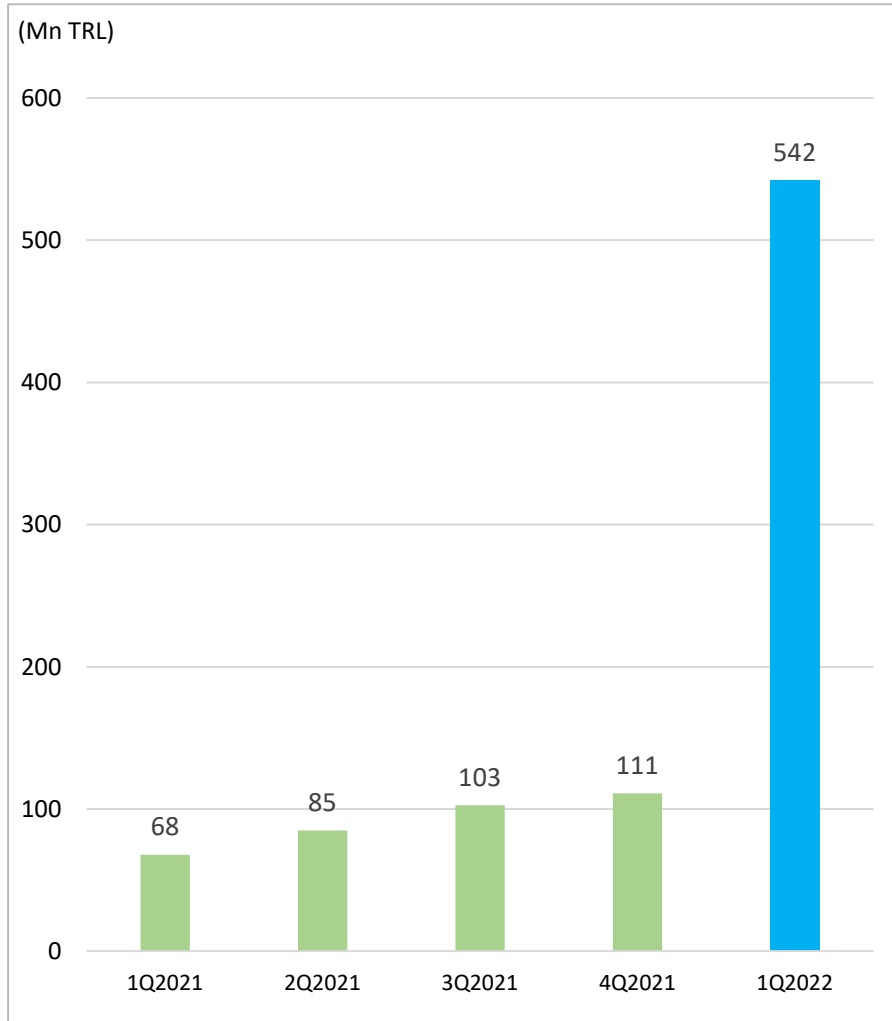
(TRL Mn)	1Q2022	2021 YE
Cash & Cash Equivalent	252	23,5
Total Assets	6.110	5.553
Total Financial Liabilities	2.259	2.300
Net Financial Debt	2.007	2.276
Total Equity	2.896	2.616

### ENERGY- OPERATIONAL HIGHLIGHTS

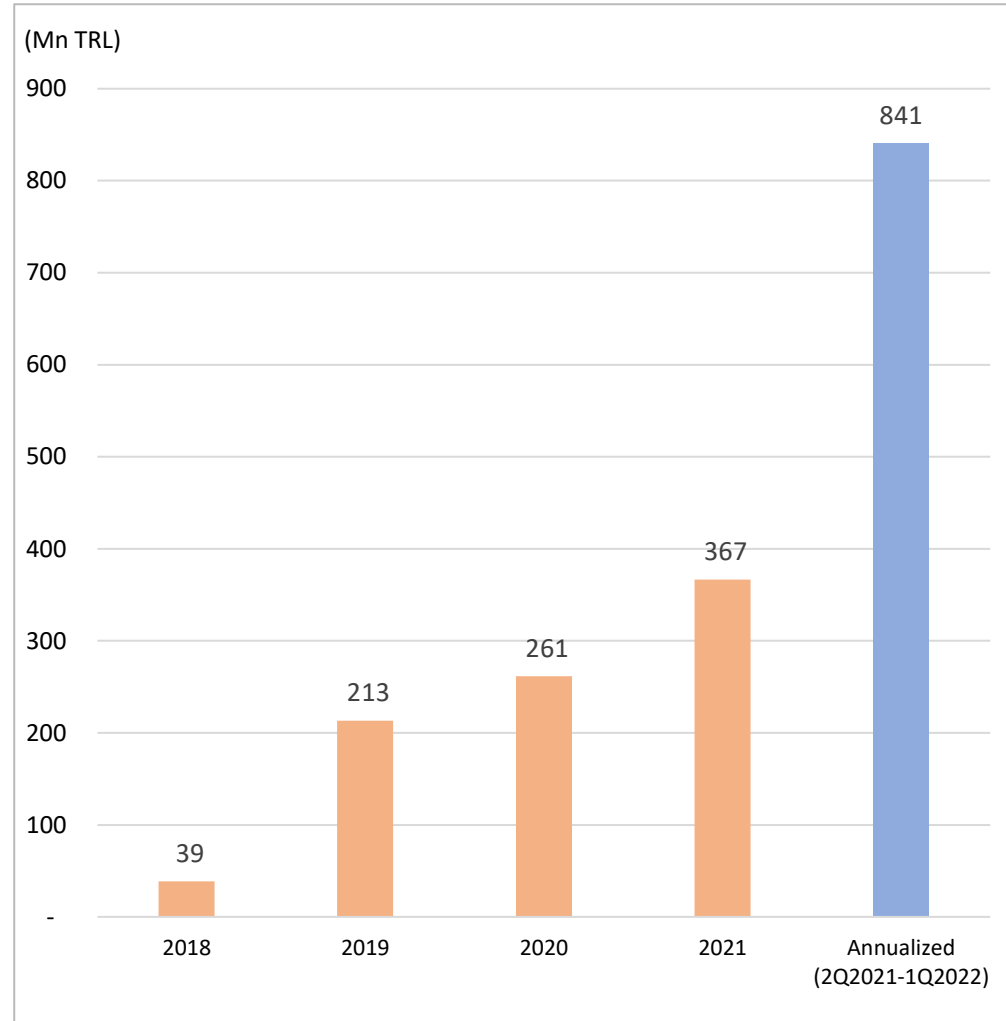
Çan2 CFPP	1Q2022	1Q2021	2021 YE
Installed Capacity (MWe)	330	330	330
Electricity Generation (GWh)	592	530	1999
Capacity Utilisation Rate (CUR) (%)	83%	75%	69%

# CAN2 TERMİK CONSOLIDATED EBITDA

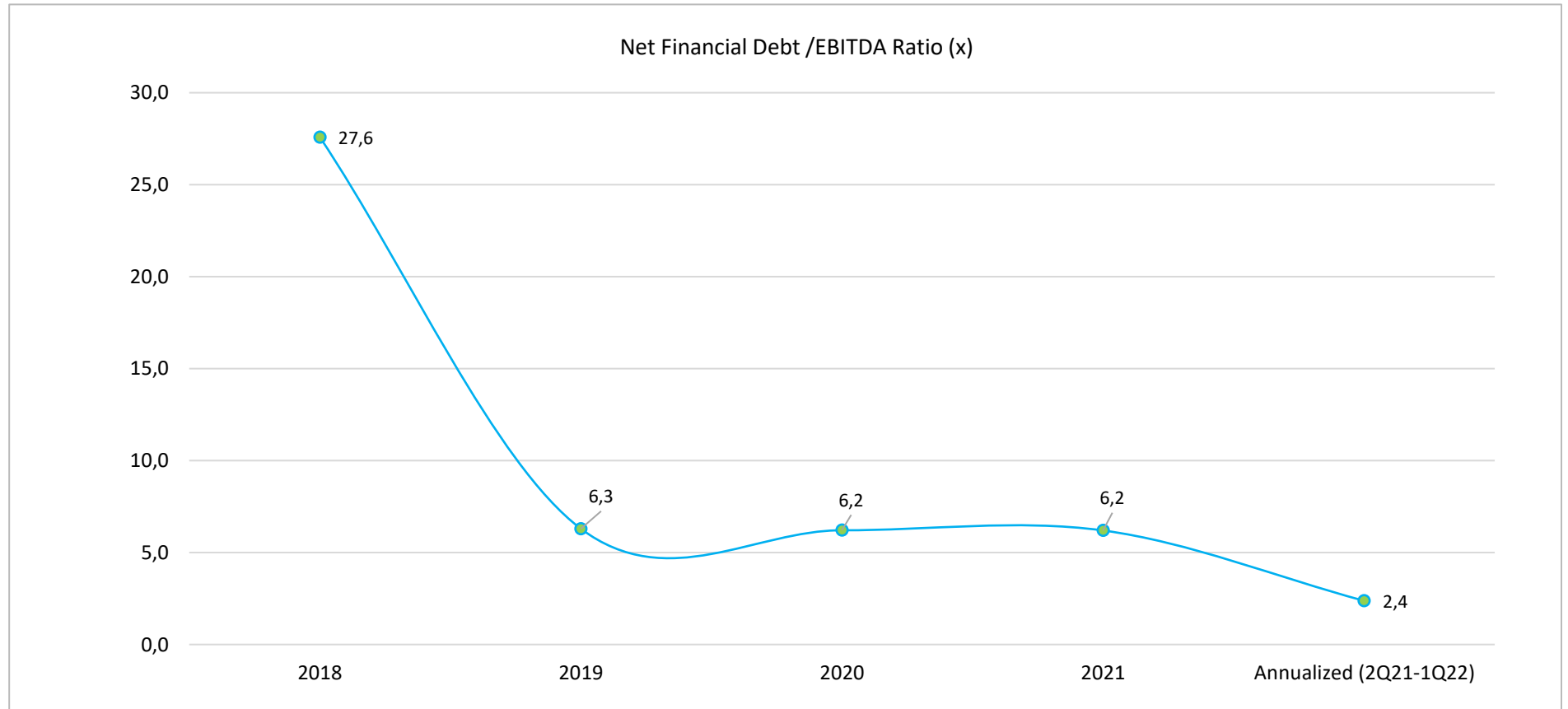
## EBITDA GROWTH - QUARTERLY



## EBITDA GROWTH - ANNUALIZED



## ÇAN2 TERMİK CONSOLIDATED NET FINANCIAL DEBT



	2018	2019	2020	2021	Annualized (2Q21-1Q22)
EBITDA	39	213	261	367	841
NET FINANCIAL DEBT	1.064	1.343	1.626	2.276	2007
NET FINANCIAL DEBT / EBITDA (x)	27,6	6,3	6,2	6,2	2,4

THANK YOU

For More Information Please Contact Us On: [ir@can2termik.com.tr](mailto:ir@can2termik.com.tr)